


























# Millcreek Spreader Buyer's Guide

1 bushel = 1.24 cubic feet

Model	Number of Horses	Capacity	Equivalent Wheelbarrow Loads	Size Comparison		HP Requirement	Vehicle Compatibility			
15	1-2	8.8 cu. ft.	1.5	 Available	21" 42"	84"	8 hp min. 250 cc			
22	1-3	16.2 cu. ft.	2.7	 Available	25" 42"	98"	10 hp min. 300 cc			
27+	1-4	28 cu. ft.	4.7	 Available	27.5" 46.5"	9'3"	12 hp min. 350 cc			
37	4-6	37 cu. ft.	6.2	 Available	27.5" 46.5"	11'3"	15 hp min. 450 cc			
57	5-10	56 cu. ft.	9.3	 Available	34" 58"	11'6"	18 hp min. 500 cc +			
77	11-20	72 cu. ft.	12	 Available	34" 58"	13'6"	22 hp min.			
97	21+	109 cu. ft.	18	 Available	39" 79"	13'6"	25 hp min. (1500 lbs.)			
127	25+	140 cu. ft.	24	 Available	47.5" 79"	13.6"	28 hp min. (1800 lbs.)			

Call us at: **1-800-311-1323**

525 Reservoir Road, Honey Brook, PA 19344

**MillcreekSpreaders.com**

Email us at **SalesInfo@MillcreekMfg.com**

